

SCREW INFORMATION

Each railing is unique to us at Räckesbutiken. In order to create the best possible attachment for your railing, we do not use a universal screw, but choose the one that fits your railing best.

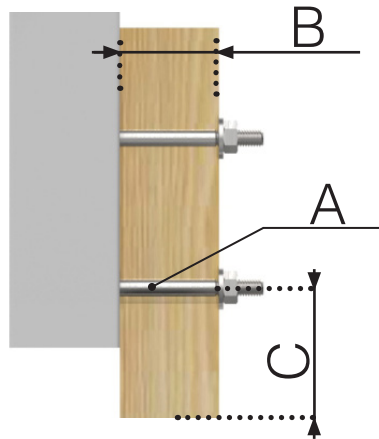
When you configure your railing, we select which screw fits best and then send the screw and accessories to you.

To see which screw your railing has, click on to overview in the configurator and look below “Screw”.

Below you can see which screws we use and which may be relevant for your railing.

THROUGH BOLT

SCREW SCREW INFORMATION



SKRA4GBM8X90



Dimensions (A) : M8x90mm
Min/Max attachment deth (B): 45-70 mm
Minimum distance from edge (C): 25 mm
Bit: Socket wrench 13 mm

SKRA4GBM12X90



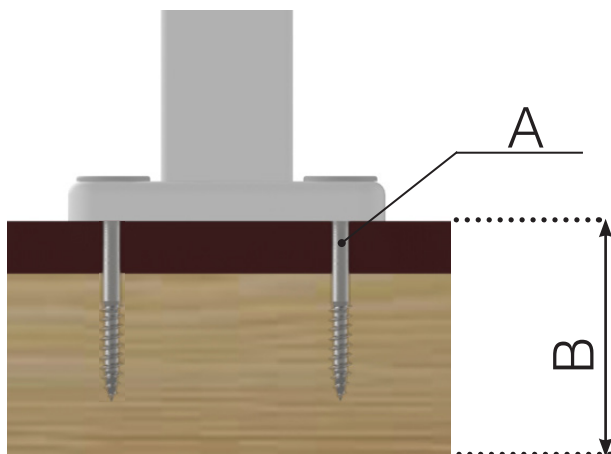
Dimensions (A) : M12x90mm
Minimum attachment depth (B): 140 mm
Minimum distance from edge (C): 25 mm
Bit: Socket wrench 19 mm

Please note that the drawings are not to scale

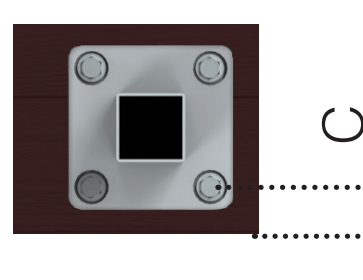
© Räckesbutiken Sweden AB - <https://www.balustradestore.eu/>
2020-11-09 v. 2.0

SCREW FOR WOOD

SCREW INFORMATION



SKRWAF8X80



SKRWAF8X120



Dimensions (A) : 8x80mm
Minimum attachment depth (B): 100 mm
Minimum distance from edge (C): 25 mm
Bit: Torx 40



Dimensions (A) : 8x120mm
Minimum attachment depth (B): 140 mm
Minimum distance from edge (C): 25 mm
Bit: Torx 40

SKRHEX8X75



Dimensions (A): 8x80mm
Minimum attachment depth (B): 90 mm
Minimum distance from edge (C) : 25 mm
Bit: Socket wrench 13 mm

SKRHEX8X100



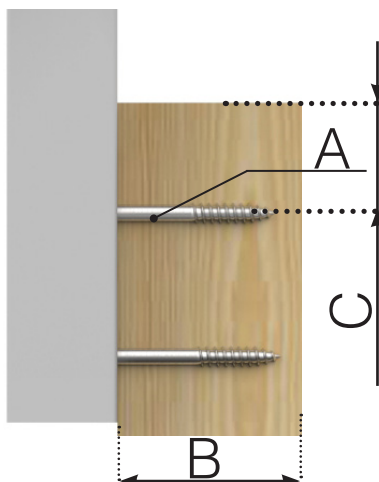
Dimensions (A): 8x80mm
Minimum attachment depth (B): 115 mm
Minimum distance from edge (C): 25 mm
Bit: Socket wrench 13 mm

Please note that the drawings are not to scale

© Räckesbutiken Sweden AB - <https://www.balustradestore.eu/>
2020-11-09 v. 2.0


SCREW FOR WOOD

SCREW INFORMATION



SKRWAF8X80

SKRWAF8X120



Dimensions (A) : 8x80mm
Minimum attachment depth (B): 100 mm
Minimum distance from edge (C): 25 mm
Bit: Torx 40



Dimensions (A) : 8x120mm
Minimum attachment depth (B): 140 mm
Minimum distance from edge (C): 25 mm
Bit: Torx 40

SKRHEX8X75

SKRHEX8X100



Dimensions (A): 8x80mm
Minimum attachment depth (B): 90 mm
Minimum distance from edge (C) : 25 mm
Bit: Socket wrench 13 mm



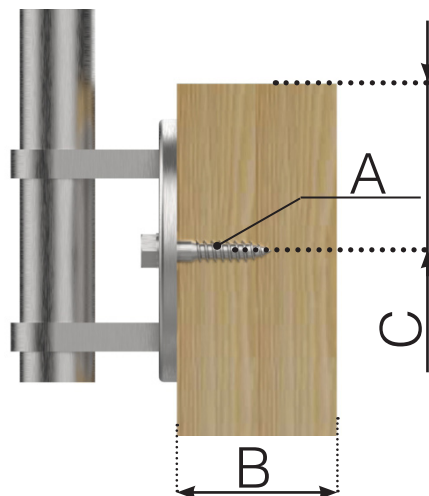
Dimensions (A): 8x80mm
Minimum attachment depth (B): 115 mm
Minimum distance from edge (C): 25 mm
Bit: Socket wrench 13 mm

Please note that the drawings are not to scale

© Räckesbutiken Sweden AB - <https://www.balustradestore.eu/>
2020-11-09 v. 2.0

SCREW FOR WOOD

SCREW INFORMATION



SKRWAF8X80

SKRWAF8X120



Dimensions (A) : 8x80mm
Minimum attachment depth (B): 100 mm
Minimum distance from edge (C): 25 mm
Bit: Torx 40



Dimensions (A) : 8x120mm
Minimum attachment depth (B): 140 mm
Minimum distance from edge (C): 25 mm
Bit: Torx 40

SKRHEX8X75

SKRHEX8X100



Dimensions (A): 8x80mm
Minimum attachment depth (B): 90 mm
Minimum distance from edge (C) : 25 mm
Bit: Socket wrench 13 mm



Dimensions (A): 8x80mm
Minimum attachment depth (B): 115 mm
Minimum distance from edge (C): 25 mm
Bit: Socket wrench 13 mm

Please note that the drawings are not to scale

© Räckesbutiken Sweden AB - <https://www.balustradestore.eu/>
2020-11-09 v. 2.0