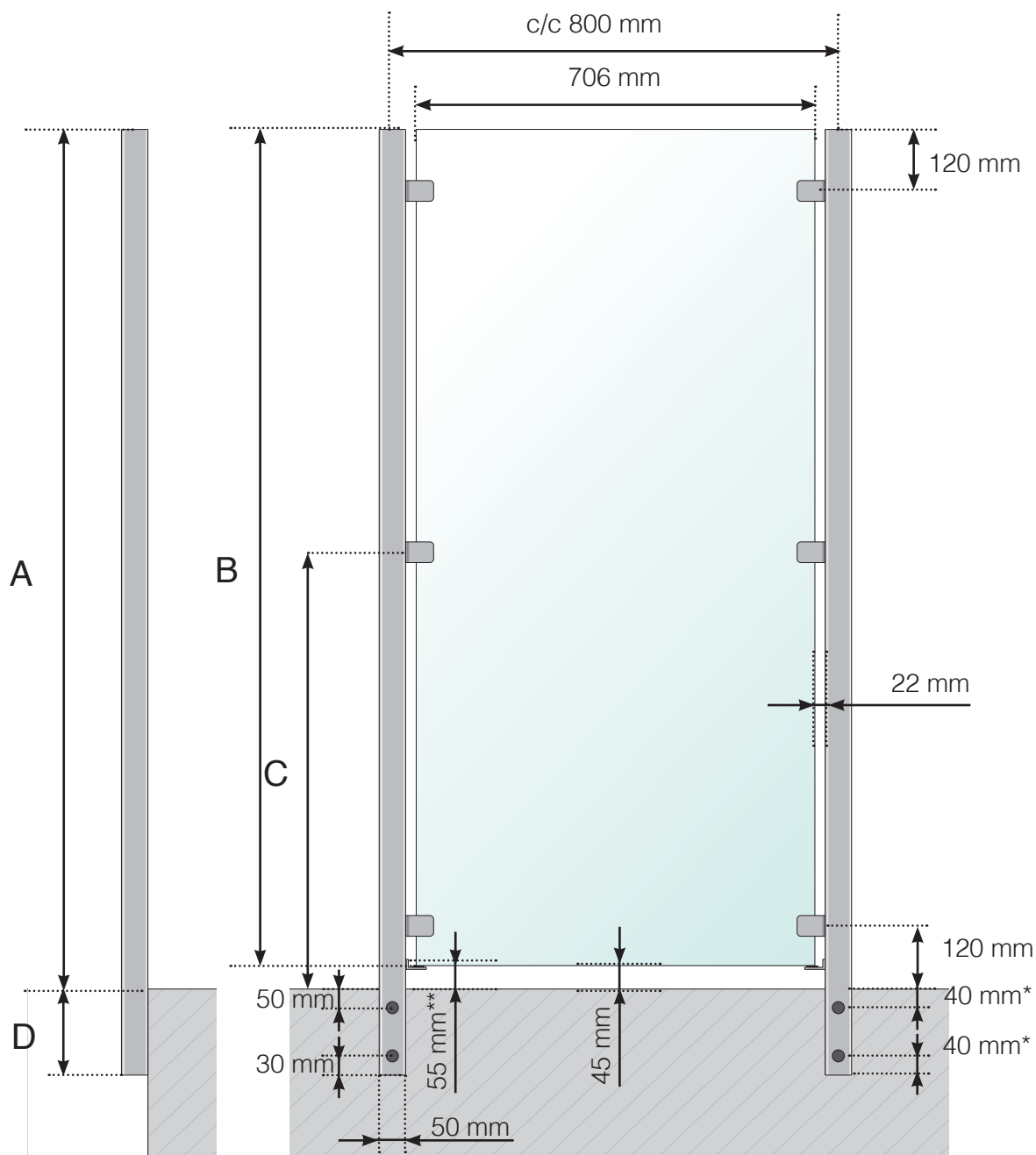


DETAILED MEASUREMENTS

WIND PROTECTION: ALUMINIUM, EXTERNALLY MOUNTED



A - The total height of the wind protection from the floor surface

B - Glass height

C - Total height of clamp from the floor surface

D - 195, 250, 350 or 350 mm

* 40 mm only applies to posts at the end of each railing on the right (seen from the outside) so that the screws on any possible corner do not collide with each other.

** Optional fall protection for glass

Please note that the drawings are not to scale

© Räckesbutiken Sweden AB - www.balustradestore.eu

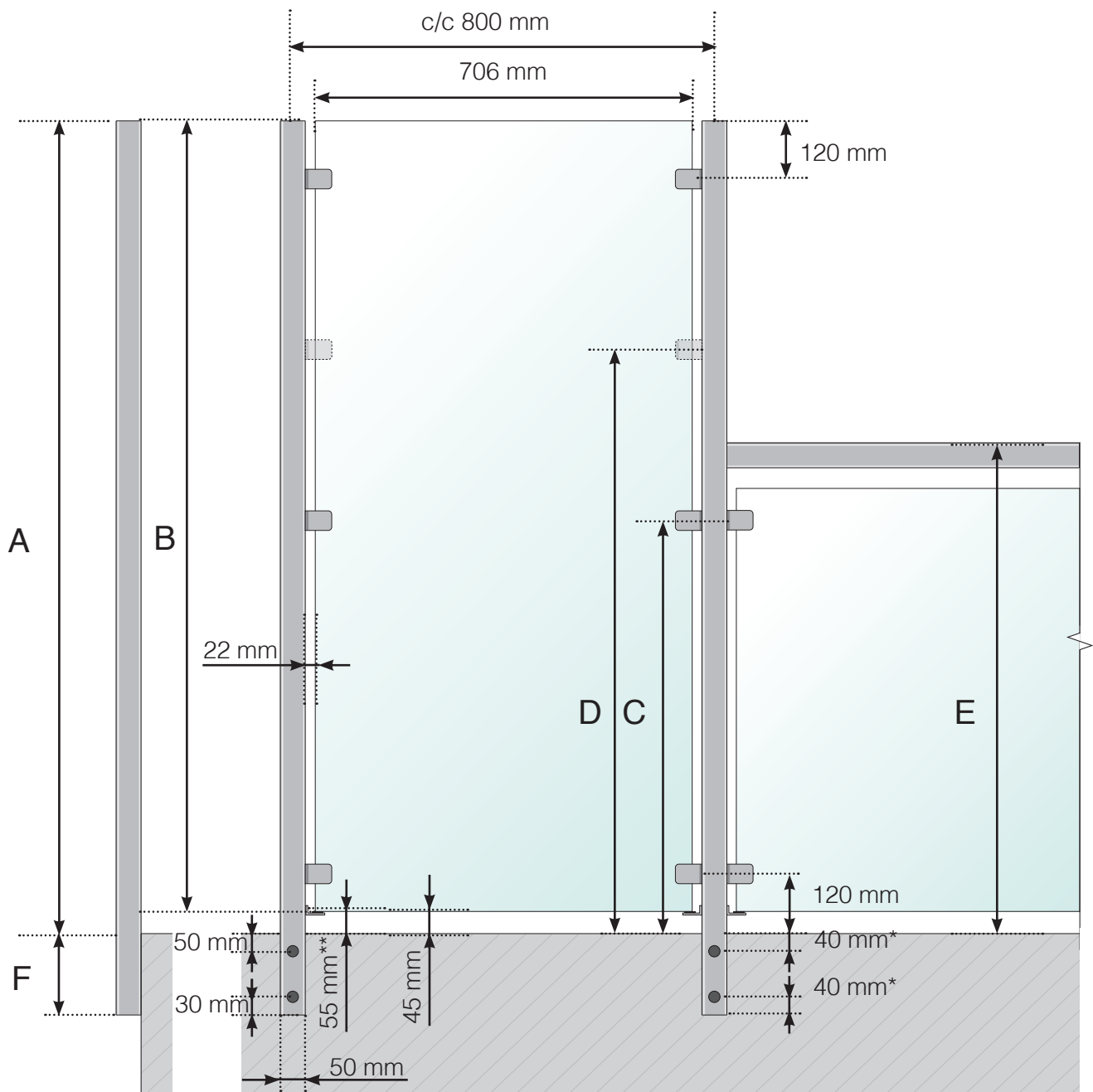
2022-10-10 v.1.0



BALUSTRADESTORE.EU

DETAILED MEASUREMENTS

WIND PROTECTION: ALUMINIUM, EXTERNALLY MOUNTED RAILING EXTENSION WITH ALUMINIUM CROSSBAR



A - The total height of the wind protection from the floor surface

B - Glass height

C - Total height of clamp from the floor surface

D - Extra clamp height from the floor surface. **Please note!** Only when extending an 800 or 900 mm high railing.

E - Total railing extension height from the floor surface

F - 195, 250 or 350 mm

* 40 mm only applies to posts at the end on the right (seen from the outside) on each side of the railing so that the screws on any possible corner do not collide with each other

Please note that the drawings are not to scale

© Räckesbutiken Sweden AB - www.balustradestore.eu

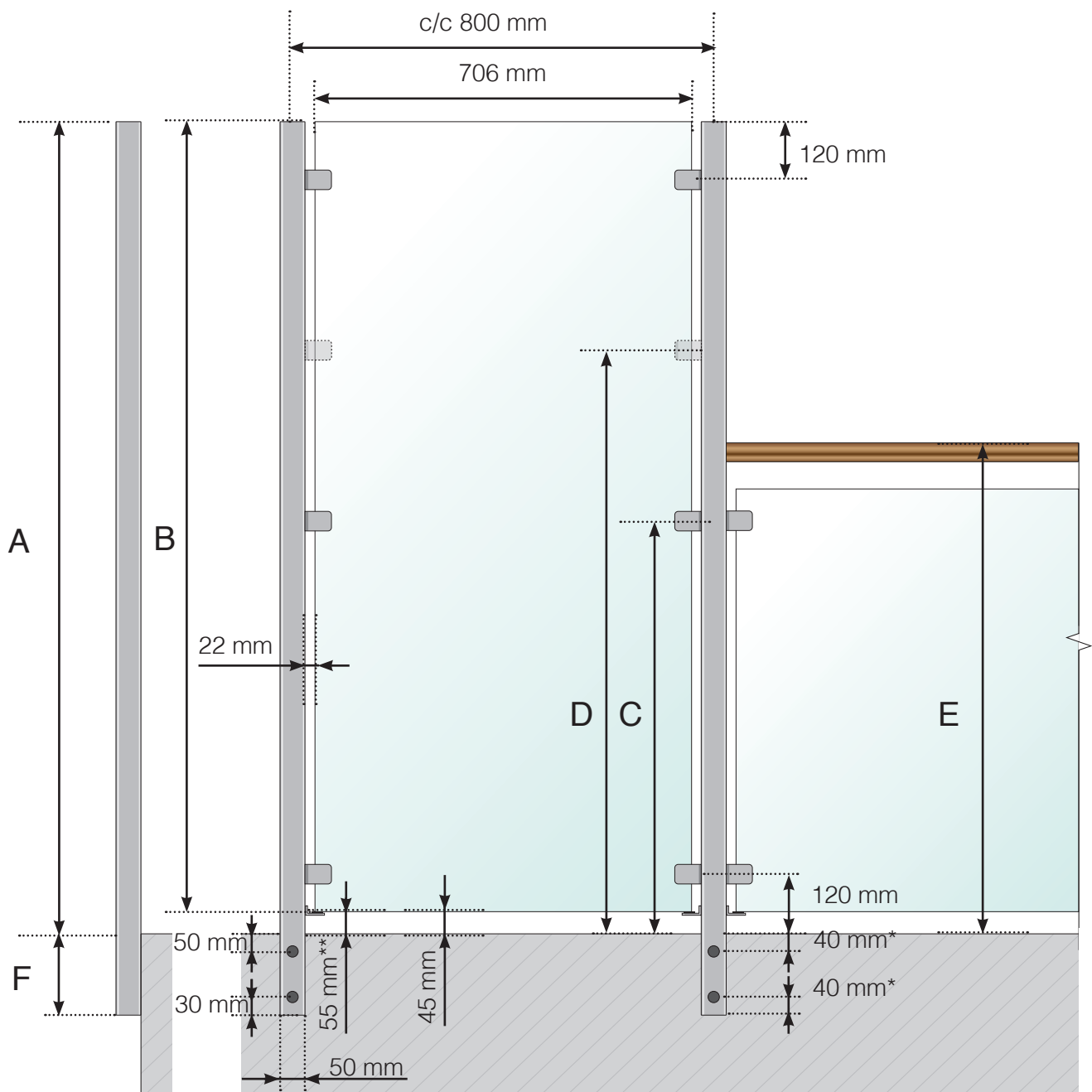
2022-10-10 v.1.0



BALUSTRADESTORE.EU

DETAILED MEASUREMENTS

WIND PROTECTION: ALUMINIUM, EXTERNALLY MOUNTED RAILING EXTENSION WITH WOODEN CROSSBAR



A - The total height of the wind protection from the floor surface

B - Glass height

C - Total height of clamp from the floor surface

D - Extra clamp height from the floor surface. **Please note!** Only when extending an 800 or 900 mm high railing.

E - Total railing extension height from the floor surface

F - 195, 250 or 350 mm

* 40 mm only applies to posts at the end on the right (seen from the outside) on each side of the railing so that the screws on any possible corner do not collide with each other

Please note that the drawings are not to scale

© Räckesbutiken Sweden AB - www.balustradestore.eu

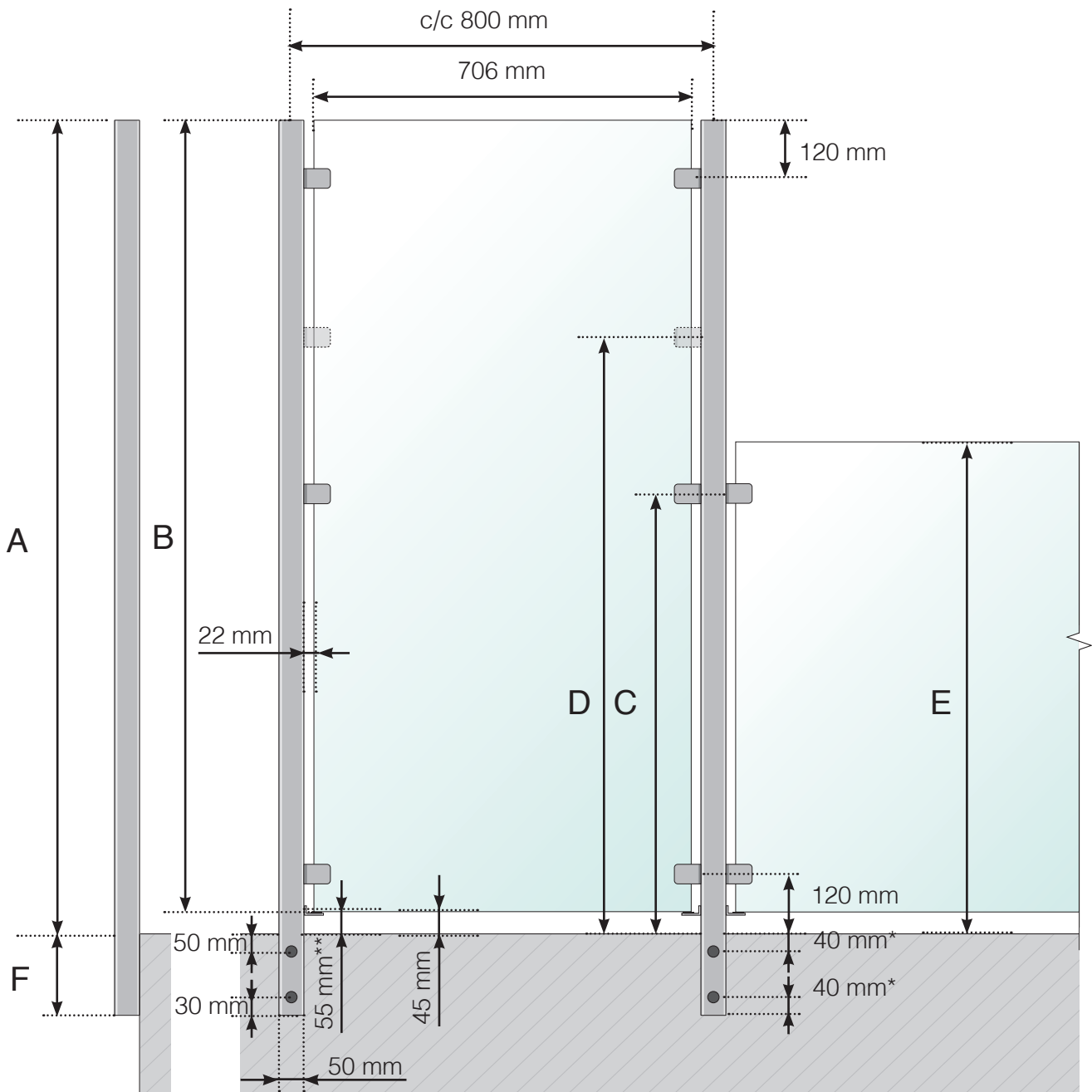
2022-10-10 v.1.0



BALUSTRADESTORE.EU

DETAILED MEASUREMENTS

WIND PROTECTION: ALUMINIUM, EXTERNALLY MOUNTED RAILING EXTENSION WITHOUT CROSSBAR



A - The total height of the wind protection from the floor surface

B - Glass height

C - Total height of clamp from the floor surface

D - Extra clamp height from the floor surface. **Please note!** Only when extending an 800 or 900 mm high railing.

E - Total railing extension height from the floor surface

F - 195, 250 or 350 mm

* 40 mm only applies to posts at the end on the right (seen from the outside) on each side of the railing so that the screws on any possible corner do not collide with each other

Please note that the drawings are not to scale

© Räckesbutiken Sweden AB - www.balustradestore.eu

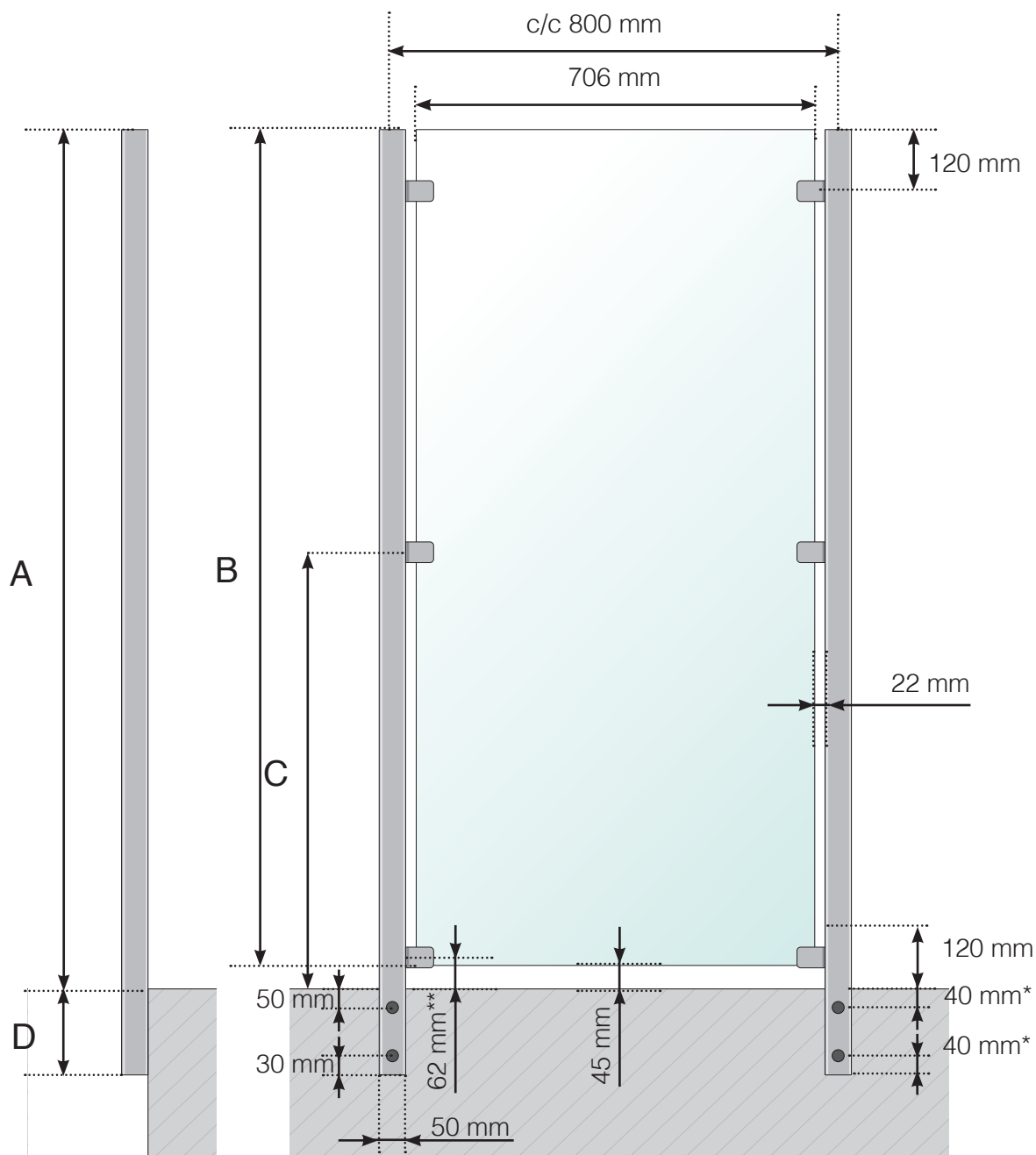
2022-10-10 v.1.0



BALUSTRADESTORE.EU

DETAILED MEASUREMENTS

WIND PROTECTION: ALUMINIUM, EXTERNALLY MOUNTED



A - The total height of the wind protection from the floor surface

B - Glass height

C - Total height of clamp from the floor surface

D - 195, 250, 350 or 350 mm

* 40 mm only applies to posts at the end of each railing on the right (seen from the outside) so that the screws on any possible corner do not collide with each other.

** Optional Clamp mount with fall protection for glass

Please note that the drawings are not to scale

© Räckesbutiken Sweden AB - www.balustradestore.eu

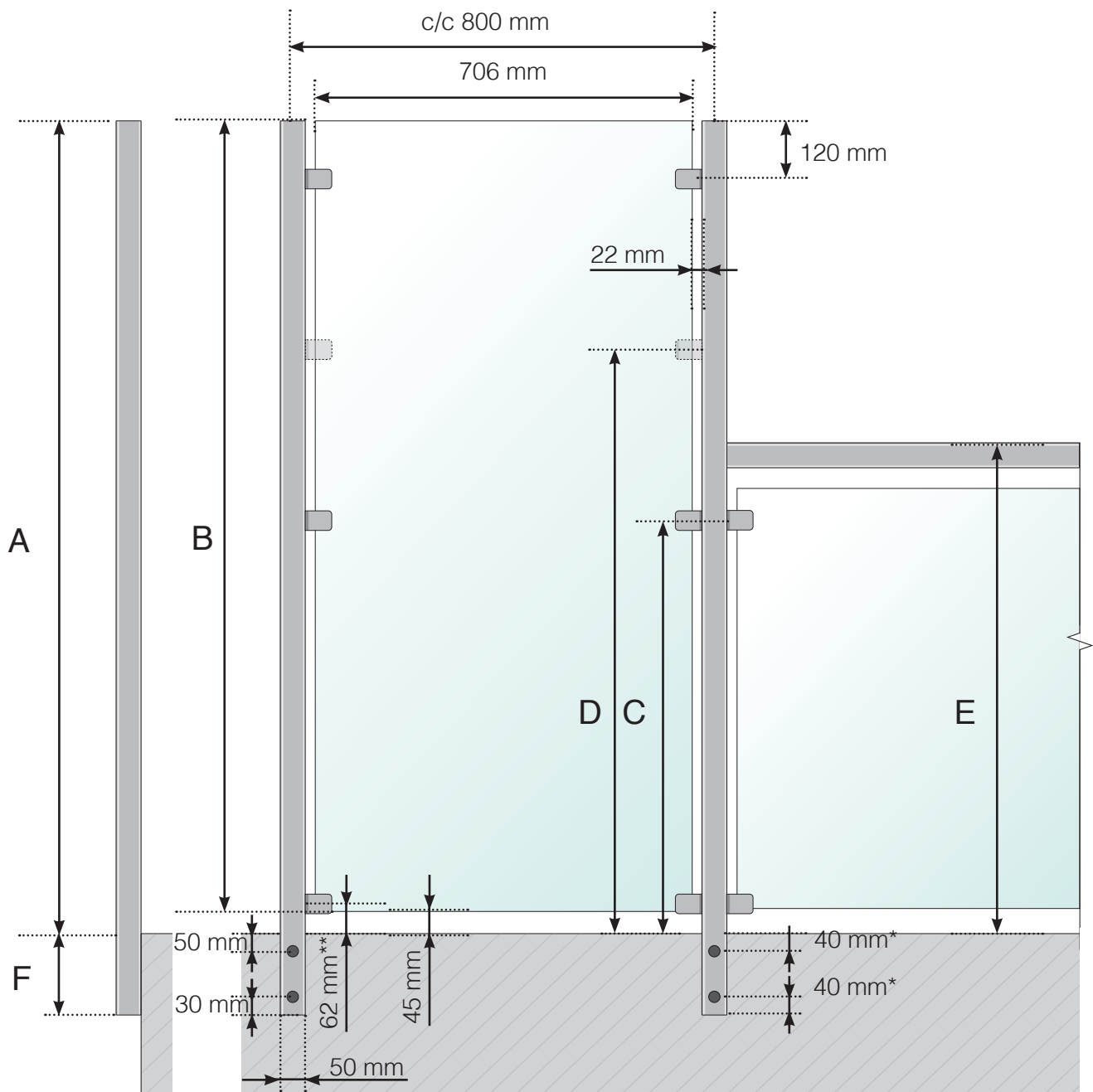
2022-10-10 v.1.0



BALUSTRADESTORE.EU

DETAILED MEASUREMENTS

WIND PROTECTION: ALUMINIUM, EXTERNALLY MOUNTED RAILING EXTENSION WITH ALUMINIUM CROSSBAR



A - The total height of the wind protection from the floor surface

B - Glass height

C - Total height of clamp from the floor surface

D - Extra clamp height from the floor surface. **Please note!** Only when extending an 800 or 900 mm high railing.

E - Total railing extension height from the floor surface

F - 195, 250 or 350 mm

* 40 mm only applies to posts at the end on the right (seen from the outside) on each side of the railing so that the screws on any possible corner do not collide with each other

Please note that the drawings are not to scale

© Räckesbutiken Sweden AB - www.balustradestore.eu

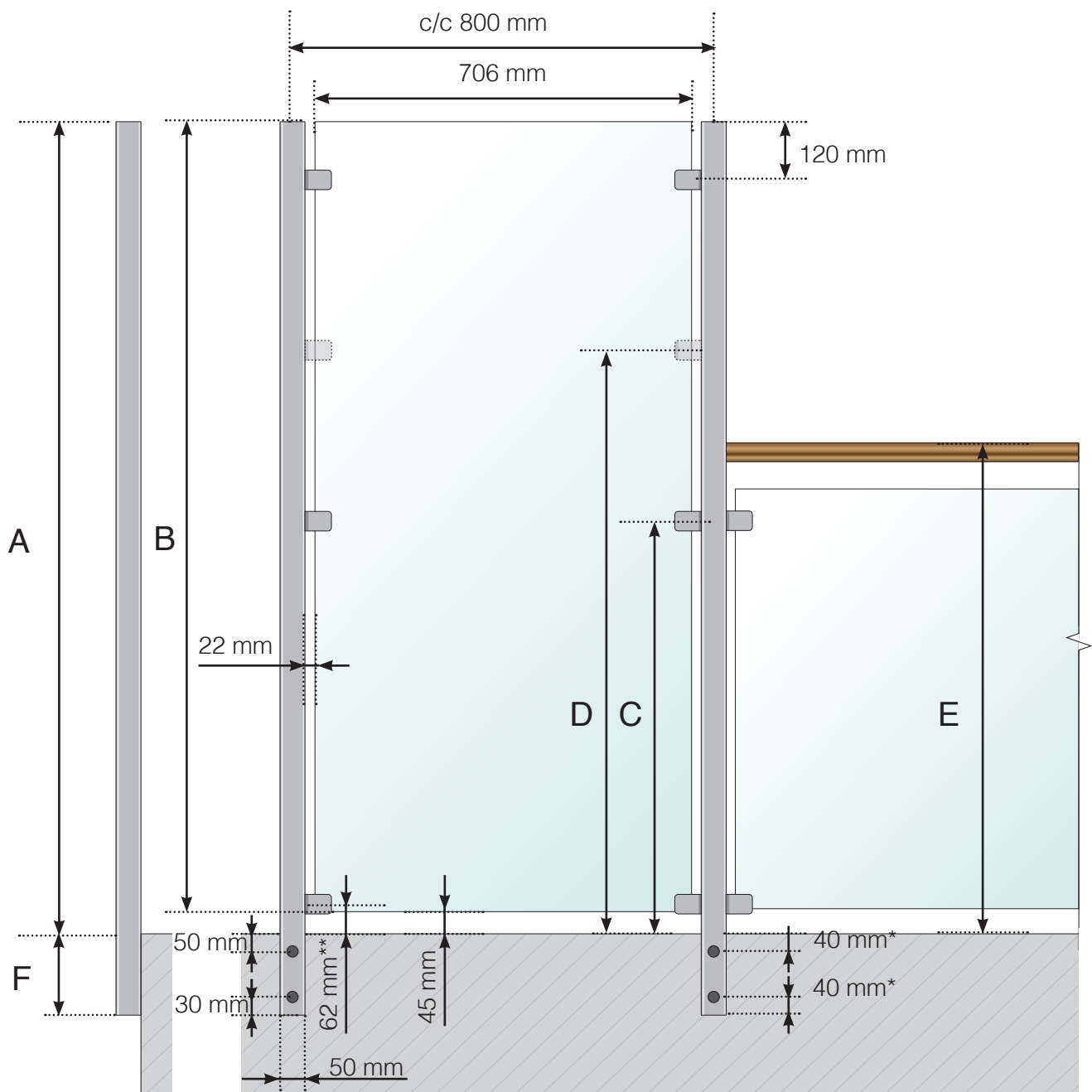
2022-10-10 v.1.0



BALUSTRADESTORE.EU

DETAILED MEASUREMENTS

WIND PROTECTION: ALUMINIUM, EXTERNALLY MOUNTED RAILING EXTENSION WITH WOODEN CROSSBAR



A - The total height of the wind protection from the floor surface

B - Glass height

C - Total height of clamp from the floor surface

D - Extra clamp height from the floor surface. **Please note!** Only when extending an 800 or 900 mm high railing.

E - Total railing extension height from the floor surface

F - 195, 250 or 350 mm

* 40 mm only applies to posts at the end on the right (seen from the outside) on each side of the railing so that the screws on any possible corner do not collide with each other

Please note that the drawings are not to scale

© Räckesbutiken Sweden AB - www.balustradestore.eu

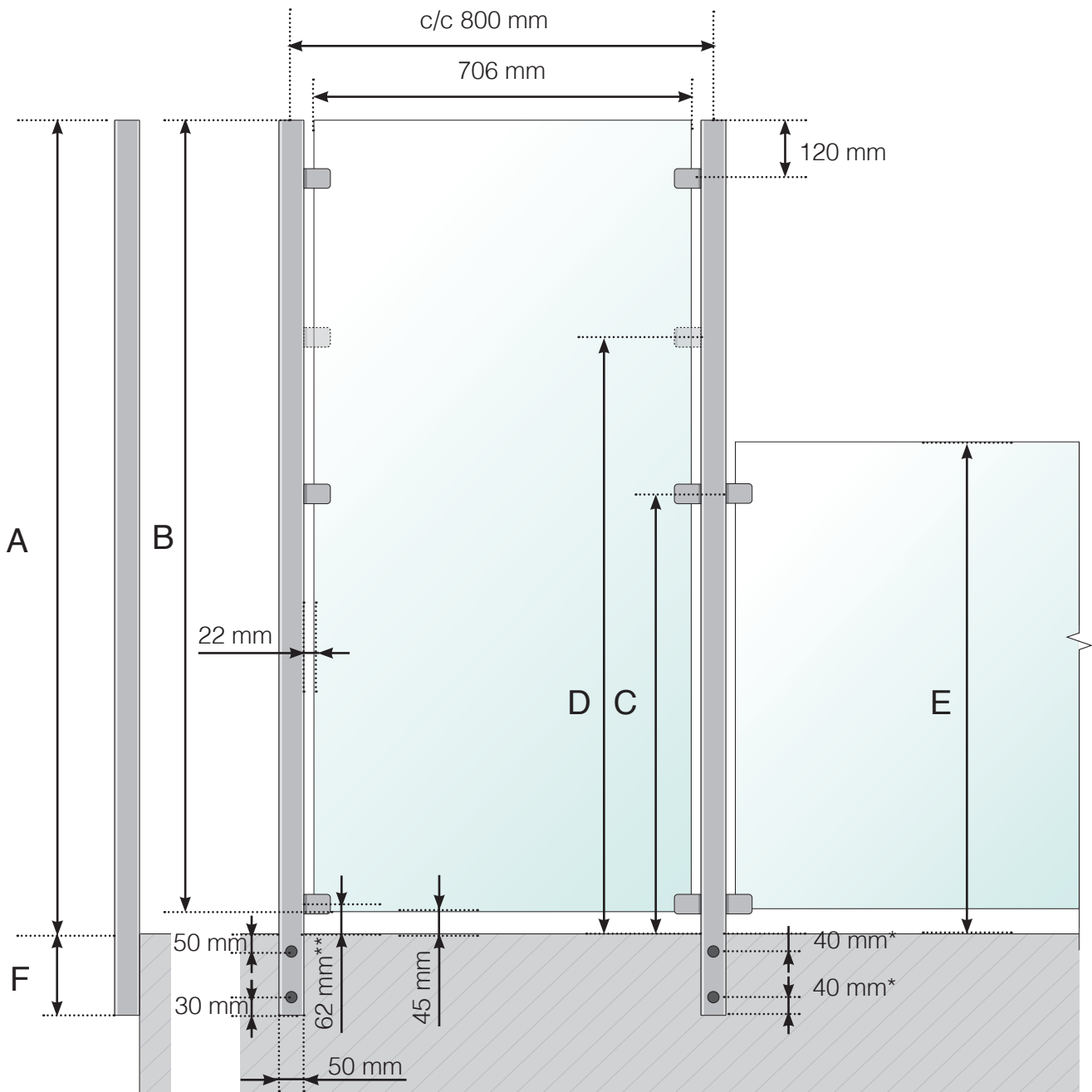
2022-10-10 v.1.0



BALUSTRADESTORE.EU

DETAILED MEASUREMENTS

WIND PROTECTION: ALUMINIUM, EXTERNALLY MOUNTED RAILING EXTENSION WITHOUT CROSSBAR



A - The total height of the wind protection from the floor surface

B - Glass height

C - Total height of clamp from the floor surface

D - Extra clamp height from the floor surface. **Please note!** Only when extending an 800 or 900 mm high railing.

E - Total railing extension height from the floor surface

F - 195, 250 or 350 mm

* 40 mm only applies to posts at the end on the right (seen from the outside) on each side of the railing so that the screws on any possible corner do not collide with each other

Please note that the drawings are not to scale

© Räckesbutiken Sweden AB - www.balustradestore.eu

2022-10-10 v.1.0



BALUSTRADESTORE.EU